

Instructional Quality Guideline for VR-based Learning Platform

Vedant Bahel¹

¹ University of British Columbia, Vancouver, BC V6T 1Z4, Canada

Abstract

Game based learning is popularly being adapted as a learning method that promotes student engagement. Such a system typically lies within non-immersive Virtual Reality system. In this research, we raise concerns that heavy focus on gamification might come at cost of quality learning. Extending to the same we explore three research questions centered around current challenges in such learning system, do such system follow principles of learning and what design implications can help such system ensure learning. We used a popular learning theory (Merrill's First Principles of Learning) as the foundation of this research. We identified three key challenges and proposed four design guidelines to address those challenges. The design guidelines were validated by conducting a user-study on a prototype system. The results show substantial positive implication of design guidelines on learning.

Keywords

Learning sciences, VR based learning, gamification, instructional design, design guidelines, feedback, adaptive intervention

1. Introduction

With advancements in technology, many educators are using technology enabled learning [1]. One of the popular ways is to use a Game-based Learning Environment (GLE). GLE stands for an approach that focuses on students and their learning, incorporating educational goals and materials into gaming activities. The aim is to engage students in a fun and interactive learning environment, motivating them to enhance their skills and knowledge [2] [3]. The gamification of learning systems can offer several advantages, including increased motivation and engagement, enhanced learning outcomes, and improved retention of information [4]. Another advantage of gamification is that it can improve learning outcomes. Games can provide immediate feedback, which allows students to adjust their behavior and learn from their mistakes. A study found that gamification improved student learning outcomes in a math course [5]. Gamification can also improve information retention. When information is presented in a game format, it can be easier to remember because it is tied to a memorable experience. A study found that gamification improved long-term retention of information in a nursing course [6]. Overall, the gamification of learning systems can provide several advantages that can lead to improved learning outcomes. However, it is important to design the games carefully and incorporate appropriate educational objectives to ensure that the games are effective as learning tools. Virtual reality (VR) can be used as a tool to design game-based learning systems that offer immersive and interactive experiences for learners. Virtual reality is the use of computers to create simulated environments. It offers advantage: immersive simulations of real-world environments [7], exploration and discovery [8], collaboration and teamwork [9], motivation and engagement [10].

While the use of virtual reality (VR) in game-based learning systems (GLEs) has been shown to have numerous benefits, such as increased motivation and engagement among learners, we raise a concern that a heavy focus on gamification may come at the cost of quality learning. Gamification, while effective in motivating learners, may place more emphasis on the game mechanics rather than the

Workshop on Artificial Intelligence in Support of Guided Experiential Learning, Held in conjunction with the International Conference on Artificial Intelligence in Education (AIED) 07 July 2023, Tokyo, Japan

EMAIL: bvedant@cs.ubc.ca (A. 1)

ORCID: 0000-0003-4998-0073 (A. 1)



© 2023 Copyright for this paper by its authors.
Use permitted under Creative Commons License Attribution 4.0 International (CC BY 4.0).
CEUR Workshop Proceedings (CEUR-WS.org)

educational content, leading to a potential loss of depth and breadth in learning. In other words, while the use of games and other interactive elements can be engaging, they may not necessarily facilitate a deep understanding of the subject matter or lead to the acquisition of meaningful skills and knowledge. Moreover, it is important to consider that the use of VR in GLEs is still a relatively new field, and its effectiveness and limitations are still being explored. To investigate the effectiveness of VR-enabled game-based learning systems (GLEs) in promoting learning outcomes, we conducted a study that aimed to identify the challenges associated with such systems considering established principles of learning in the literature. Specifically, we utilized Merrill's First Principle of Learning (MPL) [11], which is a set of interrelated criteria derived from key instructional design theories and models that provide guidance for effective instruction. We discuss MPL in detail further in this paper. Drawing on the identified challenges and MPL, we developed a set of design guidelines for VR-based GLEs that aim to facilitate learning in the context of studying algorithms, specifically bubble sort. To validate these guidelines, we created a prototype system and conducted a user study to assess their effectiveness.

In summary, we explore the following three research questions:

- RQ1: What are the current challenges faced by learners using 2D non-immersive VR based learning systems to learn
- RQ2: Does current 2D non-immersive VR based learning follow pedagogical principle of learning?
- RQ3: What design implications can be considered to create a learning system that ensures learning even with gamification?

2. Merrill's first principle of learning

As stated in section above, we used Merrill's First Principle of Learning (MPL) to assess the instructional design quality and to thereby identify challenges with the current example system. We used the five MPL to: set parameters to assess the current example system, propose design guidelines and assess the prototype system. The five principles are summarized below [11]:

1. Problem-centered: Many modern learning theories such as Constructivism, Authentic Learning, Cognitive Apprenticeship, Situated Learning, Problem-based Learning, and Expansive Learning, are based on the premise that learners acquire skills best by engaging in real-world problem-solving activities.
2. Activation: To promote learning, it's important to activate learners' existing knowledge and skills. Effective courses should help learners recall and describe relevant experiences and apply them to new learning. If necessary, learners can be given real-world or simulated examples to build a foundation for new learning. Additionally, courses should stimulate the development of mental models to incorporate new knowledge into existing knowledge.
3. Demonstration: Showing learners how to apply new information or skills is essential for effective learning. Demonstrations of both poor and good practices, consistent with what's being taught, and guided application to specific instances enhance course effectiveness.
4. Application: Learning is best achieved through application of new knowledge or skills to real-world problems. Learners need multiple opportunities to apply their new skills and appropriate guidance that gradually diminishes. Feedback is a key mechanism for effective guidance.
5. Integration: Learning is promoted when learners reflect on, discuss, and defend their newly acquired skill. A course is more effective when learners have opportunities to revise, synthesize, and modify their new knowledge, and to demonstrate and defend their new skill to others.

We chose MPL amongst many learning theories as it is very well adapted in literature.

3. Challenge identification

To explore our first research question about the current problem faced by learners using 2D non-immersive VR based learning systems, we conducted a user-study where experienced Computer Science students assess the learning provided by an existing system that teaches bubble sort.

3.1. Participants

We recruited 5 Computer Science students aged in the range of 21-24. Of these, 4 were male and 1 was female. All the participants were full time registered students in University of British Columbia at the time of this study with 4 in Undergrad program and 1 in Graduate program. We chose Computer Science students as we considered having prior knowledge of the subject is an important skill to provide feedback on a learning system teaching that concept. No compensation was provided to the participants.

3.2. VisuAlgo system

The existing system that we use to assess the challenges is called VisuAlgo[12]. It visualizes data structures and algorithms through animation. It provides animations of 23 algorithms—from basic ones like sorting, to rarer ones like graph traversal. The system is built at the computing department at the National University of Singapore. The tool was created as a solution to address the difficulties observed when teaching algorithms to undergraduates, such as students frantically copying examples during lectures and limited time to demonstrate new examples. For this study we only chose bubble sort animation. This was because bubble-sort is one of the simplest methods to learn and it would be better to hypothesize our preliminary study on a simpler algorithm. Also due to time constraints we could only carry out studies with one algorithm.

3.3. Procedure

We carried out a moderated exploratory usability test in 5 different sessions with each session focused on one participant. Each session started with us telling participants about the VisuAlgo system and instructing them to explore the bubble sort module to assess the quality of learning providers. General observations were made like time taken and general behavior while the participants explored the system. After the study, the participants were asked to fill in a survey that gathered data about their experience with the system. The parameters in this survey were set in close relationship with the MPL. Table 1 shows the questions that were asked in this survey (excluding the demographics question).

Table 1

Questions asked in the challenge identification user-study (excluding the demographics question).

#	Question	Type	Corresponding MPL (if any)
1	Have they interacted with such a learning system before?	Binary (Yes/No)	
2(a)	Was the motivation for the problem portrayed?	Likert (1-5)	Problem
2(b)	Was your existing knowledge used in this?	Likert (1-5)	Activation
2(c)	Was the new knowledge explained properly?	Likert (1-5)	Demonstration
2(d)	Were you properly able to apply the new knowledge in the system?	Likert (1-5)	Application & Integration
2(e)	Overall, were you able to learn?	Likert (1-5)	

After the survey we also collected qualitative data from the participant via a semi-structured interview. The questions asked were:

- In your opinion, are these systems effective?
- Were you able to easily understand how to navigate and learn via the system?
- What challenges did you face?
- How was the overall experience?
- Any suggestions to improve the experience?

3.4. Results

As per the general observation carried out by us, it took 3 minutes 42 seconds for an average participant to complete the study. For a long time, participants looked confused on what to do. They spent a lot of time hovering around the system and made unnecessary clicks before actually carrying out the supposed task. In addition, the problem description on the system word heavy and participants weren't looking interested and decided to skip through those. Based on the survey response, 80% of people reported to have had previous experience interacting with 2D interactive based learning systems. Table 2 presents the mean reported value for question 2(a) to 2(e) by the 5 participants along with minimum, maximum and variance.

Table 2

Average, Minimum, Maximum and Variance of values reported in survey question 2(a) to 2(e))

#	Question	Min	Max	Mean	Variance
2(a)	Was the motivation for the problem portrayed?	1.00	3.00	1.80	0.56
2(b)	Was your existing knowledge used in this?	2.00	4.00	2.60	0.64
2(c)	Was the new knowledge explained properly?	2.00	3.00	2.40	0.24
2(d)	Were you properly able to apply the new knowledge in the system?	1.00	3.00	1.80	0.56
2(e)	Overall, were you able to learn?	1.00	2.00	1.80	0.16

The mean values for all the 5 parameters belong to the lower half of the likert scale (1-5) representing disappointment of user experience with the system. Moreover, all parameters also have a lower variance that suggests a more consistent opinion by the users. The qualitative data was analyzed by creating an affinity diagram (Fig. 1). The process of creating an affinity diagram involves grouping and organizing vast amounts of data into clusters or categories that share common relationships or themes. The green cluster in the figure represents positive feedback while the red represents negative feedback. In nutshell, while the users found such a learning approach to be fun and interesting, they struggled with reading word-heavy texts and felt a need for some kind of assessment or feedback to know whether they learnt.

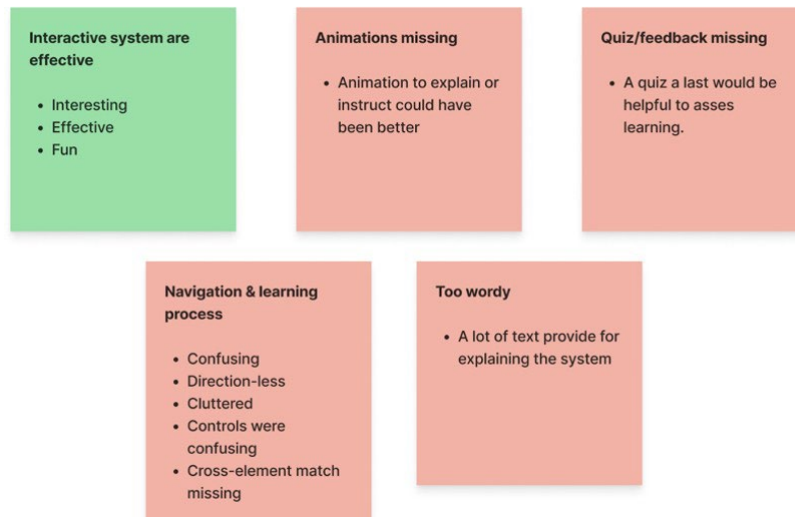


Figure 1. Affinity diagram to represent qualitative data collected during challenge identification user study.

3.5. Identified challenges

- C1: Unclear and non-interactive problem description - One of the key challenges observed was that the participants felt the need for an improved problem description that is not word heavy and expresses the motivation of learning. This is associated with the Problem and Activation component of MPL.
- C2: No demonstration provided on how to carry out the task or how to learn from the system - Participants found demonstration or direction of task to be an important feature of a learning system. Otherwise, it was confusing for them on how to actually use the system to learn. This is associated with the Demonstrations component of MPL.
- C3: Missing feedback or learning assessment - After exploring the system, participants felt the need for some kind of assessment that can help them know how much they have learnt or if they learnt. This is associated with the Application and Integration component of MPL.

4. Design guidelines

To provide design solutions to solve the above listed challenges and ensure learning is promoted in relation to MPL, we propose a set of four guidelines (Table 3).

Table 3

Proposed design guidelines with corresponding challenges and MPL.

#	Description	Challenge	MPL
D1	Brief description of the problem statement with usage.	C1	Problem & Activation
D2	Description of the learning task and demonstration of how that can be carried out.	C2	Demonstration
D3	Adaptive feedback while the learner is learning with the system.	C3	Application
D4	Quiz or feedback on learning. Based on response, suggest repetition of corresponding learning tasks.	C3	Application & Integration

5. Prototype and validation

We conducted an evaluation to test our set of design guidelines. To do this, we designed a prototype system on Figma and conducted a user study to assess the quality of that system, again in relation to MPL.

5.1. Design thinking

To design the prototype system, we followed the steps of design thinking framework [13] that includes: empathize, define, ideate, prototype and test. Keeping the MPL, challenges and design guidelines in focus, we made the prototype with screens corresponding to each design guideline (Figure 2).

To validate the prototype, we conducted two user studies on the prototype system. The first study was the second half of within-subject study to compare the learning quality assessment by the Computer Science students between the old VisuAlgo system and the new prototype system. While the other study was a standalone user study conducted on a set of non-CS students on the new prototype system, who didn't have any prior knowledge of bubble sort. This was done to assess whether they were able to learn bubble sort from the prototype system.




Figure 2. Example prototype screenshots corresponding to each design guideline.

5.2. Participants

For the within-subject CS user study, we had the same CS students as in the challenge identification user study. (Aged 21-24; 4M, 1F; 4 Undergrad, 1 Graduate). The other set consisting of non-CS students were aged 20-26 with 2 male and 3 female participants. Among them 2 were graduate students in Engineering and Education. While 3 were undergraduate students in Statistics, Psychology and Food sciences. No compensation was provided to the participants.

5.3. Participants

The procedure for both the CS and non-CS participant set was the same. We carried out individual user sessions of moderated exploratory usability tests. The session started with we giving out a general overview of the system and telling users that they have to use the system to learn bubble sort, a basic number sorting algorithm. After the study, the participants were to fill a survey that gathered data about their experience with the system. The parameters in this survey were set in close relationship with the MPL. The questions asked were the same as in the challenges identification user study as listed in Table 1. To the CS students, we asked an additional question to compare their assessment of both the systems (VisuAlgo and new prototype). The question asked them to compare the systems on three parameters: Problem description and motivation, Task demonstration and learning and Feedback & Quiz. They were given 3 options for each parameter: “Better in the previous system”, “Better in the new system” and “Can’t Compare”.

5.4. Results

The result obtained from the CS learning assessment test and non-CS learning experience tests are shown in Figure 3(a) and 3(b) respectively.

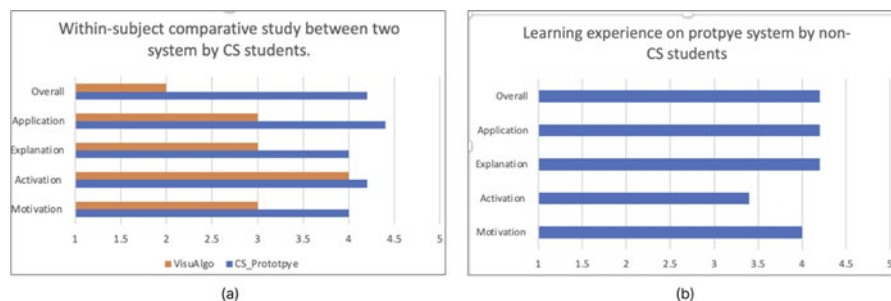


Figure 3. (Likert scale (a) comparison of learning assessment across 5 parameters by CS students between VisuAlgo and prototype system. (b) representing learning experience of non-CS students on prototype system.

For the additional comparison questions asked to the CS set: all of them responded with a prototype to be a better system for “Problem description and motivation” and “Feedback & Quiz”. While for “Task demonstration and learning”, 4 responded prototype to better and 1 responded VisuAlgo to be better.

6. Discussion and limitations

MPL acted as a strong foundation of this research. Throughout this research study, we could maintain coherency from challenges to design guidelines to the validation study based on the principles of learning in MPL. Our qualitative data from the challenge identification study helped us identify key challenges with the current non-immersive VR-based learning system. As it can be seen in Figure 3(a), adapting the design guidelines improved the learning assessment of the participants substantially from the VisuAlgo to the prototype system. For all the 5 parameters the mean scores for the prototype system is better than VisuAlgo. Specifically, there is a high margin difference in mean of the “overall” parameter. Similarly, Figure 3(b) shows that the non-CS participants were able to learn about bubble-sort through this system. The results from the validation user study gave us key findings thereby validating our design guidelines.

Some of the limitation observed in this study are:

- **Limited generalizability:** This study only focused on one algorithm, bubble sort, which may limit the generalizability of the findings to other algorithms or topics. Further research should investigate the effectiveness of the proposed system on a wider range of topics to enhance generalizability.

- Non-matching user groups: Both user groups, CS and non-CS, did not exactly match the user-persona that the prototype was based on. The results may have been influenced by individual differences between the participants, such as their prior knowledge, learning styles, and cognitive abilities.
- Lack of baseline score: Figure 3(b) does not provide a baseline score to compare the non-CS group's learning experience scores. Without a comparative threshold, it is difficult to assess the significance of those mean scores. Future studies should consider including a baseline score to provide a better understanding of the non-CS participants' learning experience.

7. Conclusion

Our first research question aimed to identify the current challenges in 2D non-immersive VR-based learning systems. Through our qualitative analysis in the challenge identification user study, we successfully brought out challenges based on user experience. The second research question was to assess whether the current system follows the principles of learning. Our quantitative analysis in the challenge identification user study successfully assessed this across five parameters derived from MPL, a popular learning theory. Our third research question sought to provide design implications that promote learning rather than gamification. We proposed design guidelines for non-immersive VR-based learning systems that follow the principles of learning and validated them through a prototype. The results of our usability study for the prototype validate the effectiveness of our design guidelines.

8. References

- [1] Hussein, M. H., Ow, S. H., Cheong, L. S., Thong, M. K., & Ebrahim, N. A. (2019b). Effects of digital game-based learning on elementary science learning: A systematic review. *IEEE Access*, 7, 62465–62478. <https://doi.org/10.1109/ACCESS.2019.2916324>.
- [2] Prensky, M. (2001). *Digital game-based learning*. McGraw-Hill.
- [3] Qian, M., & Clark, K. R. (2016). Game-based learning and 21st century skills: A review of recent research. *Computers in Human Behavior*, 63, 50–58. <https://doi.org/10.1016/j.chb.2016.05.023>.
- [4] Barata, G., Gama, S., Jorge, J., & Goncalves, D. (2016). Engaging engineering students with gamification. *Journal of Educational Technology & Society*, 19(3), 1-12.
- [5] Hwang, G. J., & Wu, P. H. (2014). Advancements and trends in digital game-based learning research: a review of publications in selected journals from 2001 to 2010. *British Journal of Educational Technology*, 45(1), 6-16.
- [6] Harel, D. (1979). *First-Order Dynamic Logic*, volume 68 of *Lecture Notes in Computer Science*, Springer-Verlag, New York, NY. doi:10.1007/3-540-09237-4.
- [6] Ramirez, A., Rotman, D., & Aung, M. (2018). Gamification and game-based learning in medical education. *MedEdPublish*, 7(1).
- [7] Gao, M., Cheng, M., Wong, Y. D., Liu, Z., & Zhang, L. (2020). Virtual reality-based game design for manufacturing process management education. *Journal of Industrial Information Integration*, 20, 100140.
- [8] Liu, J., Zhao, Y., Zhang, X., Li, J., & Li, X. (2019). Design and evaluation of a VR game-based learning system for ancient Chinese architecture education. *Journal of Educational Computing Research*, 57(5), 1151-1170.
- [9] Bostwick, T., Whitton, N., & Cheney, K. (2019). Collaborative problem-solving in virtual reality: A game-based learning approach. *Journal of Educational Psychology*, 111(2), 173-188.
- [10] Sun, Y., Chen, X., & Zhang, Y. (2019). Virtual reality game-based learning for anatomy education. *International Journal of Emerging Technologies in Learning*, 14(5), 40-55
- [11] Merrill, M. D. (2002). First principles of instruction. *Educational technology research and development*, 50, 43-59.
- [12] <https://www.comp.nus.edu.sg/news/features/2020stevenhalim/>
- [13] Plattner, H. (2010). *An Introduction to Design Thinking PRO-CESS GUIDE*. Hasso Plattner Institute of Design at Stanford. <https://web.stanford.edu/mshanks/MichaelShanks/files/509554.pdf>